



**Logilife**  
HEALTHCARE FURNITURE

## FURNITURE THAT RAISES THE BAR FOR LONG-TERM CARE SETTINGS

Logilife offers long-term care facilities furniture that meets the sanitary needs of the health care sector. Its features enable residential institutions to welcome residents in a safe, clean and contemporary environment. Logilife's various collections are sure to create a warm and stylish space in addition to offering seniors and their families comfort and peace of mind.



RECEPTION-3K-C001



RECEPTION-INBOX-C001

## ADAPTED TO SENIOR LIVING

The Logilife product line supports the needs of seniors with diminishing autonomy in the comfort of their living space. Combining ergonomics, durability, versatility and easy maintenance, Logilife furnishings fit today's environments. In addition to its line of bedroom furniture, Logilife also offers furniture adapted for nursing stations that makes it easier to provide specialized care.

[Click here for more information on receptions](#)

## WARM AND INVITING ADAPTED PATIENT ROOM FURNITURE

Health care professionals and managers of hospitals and long-term care facilities were reunited around a common objective: to create aesthetically pleasing bedroom furniture that would meet the sanitary needs of the health care sector while creating comfortable and inviting living environments. The Logilife series of bedroom furniture brings to mind the warmth and coziness of home to foster residents' happiness and comfort.



## FUNCTIONAL AND FLEXIBLE PATIENT ROOM FURNITURE

Logilife bedroom furniture offers hospital patients a modern and functional environment that is designed for people's day-to-day needs and supports staff in their daily tasks. Logilife's dedicated and flexible development team worked hard to offer the very best: high-quality products adapted to the needs of the health care sector's new reality.

# PATIENT ROOM FURNITURE



CLASSIC-C001C

# FEATURES

## SERIES




### CLASSIC SERIES

- Laminate surfaces
- Kick plate

### MODERN SERIES

- Laminate surfaces
- Metal legs

## LAMINATE / HPL



Polar White  
W



Classic Maple  
EC



Driftwood  
DR



Tobacco  
TO



Brown Cherry  
BC



Classic  
Chocolate  
CC

## FEATURES

- Constructed with 3/4" 45lb density board
- Bottom, back and sides in 7/16" particle board panels
- Laminate products utilize a heat sealed high performance and resilient 1.5 mm PVC edge

## COMPONENTS

- 3 easy grip handles are available
- All wardrobes, dressers and beside cabinets are ventilated
- Furniture specifically designed for patient safety
- All cabinets utilize height adjustable, non-marking glides

## SURFACE OPTIONS

2 materials available for surfaces:

- Thermofused laminate, high-pressure laminate

## MODELS

## AVAILABLE SURFACE

	Depth	Width	Height
TC1 to TC4	20 - 24"	18"	32"
COM2 - COM3	20 - 24"	30 - 36"	32 - 44"
COM4	20 - 24"	30 - 36"	44"
COM6	20 - 24"	48"	32"
HL28 - HLA40 - HLA5	16"	30 - 36"	28 - 40 - 52"
PEN1	24"	20"	72"
PEN2	24"	20"	84"
PEN3 - PEN4	24"	30 - 36 - 42"	84"
PEN5 to PEN8	24"	42 - 48"	84"
RAN1 - RAN2	24"	30 - 36 - 42"	84"
TLRT - TLCX - 42" 34"	-	42"	34"
PLRT - PLCX	-	42"	27"

**PATIENT ROOM FURNITURE**  
**CLASSIC SERIES**

ILLUSTRATED IN TOBACCO



# PATIENT ROOM FURNITURE CLASSIC SERIES

## BEDSIDE CABINETS



TC1 TC2 TC3 TC4

## DRESSERS AND HUTCHES



COM2 - HL28 COM3 - HLA40 COM4 COM6

## WARDROBES



PEN1 PEN2 PEN3 - PEN4 PEN5 - PEN6 PEN7 - PEN8 RAN1 RAN2

## HEADBOARDS AND FOOTBOARDS



TLRT - PLRT TLCX - PLCX

## DAY BED



LJ

## STANDARDS



H161 Handle

## OPTION - For bedside cabinets only



Plastic Drawer Liner

## PATIENT ROOM FURNITURE DAY BED



Designed for small areas, the Logilife day bed makes the most of limited space. Its dual-purpose design gives family and friends a place to sit and chat or to rest comfortably at their loved one's bedside.





**PATIENT ROOM FURNITURE  
MODERN SERIES**

ILLUSTRATED IN CLASSIC MAPLE



# PATIENT ROOM FURNITURE MODERN SERIES

## BEDSIDE CABINETS



TC1 TC2 TC3 TC4

## DRESSERS AND HUTCHES



COM2 - HL28 COM3 - HLA40 COM4 COM6

## WARDROBES



PEN1 PEN2 PEN3 - PEN4 PEN5 - PEN6 PEN7 - PEN8 RAN1 RAN2

## HEADBOARDS AND FOOTBOARDS



TLRT - PLRT TLCX - PLCX

## STANDARDS



H162 Handle



Tubular Metal Legs

## OPTION



Oval Metal Legs

## OPTIONS – For bedside cabinets only



Plastic Drawer Liner



Locking Casters

# TABLES

MIKA-FLEX-AMIGO-C002C

## TABLES

### ADJUSTABLE SEPARATE SURFACES TABLES

ILLUSTRATED IN CLASSIC MAPLE



## TABLES

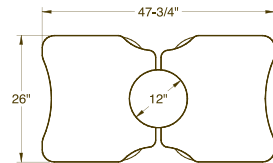
### ADJUSTABLE SEPARATE SURFACES TABLES

#### 2 ADJUSTABLE SURFACES

Table illustrated with the lazy susan option.



FLEX2SN / FLEX2BL



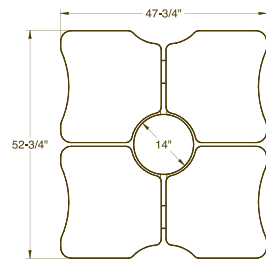
Separate curved surfaces 26" wide, each with an adjustment mechanism ranging from 27" to 37" high

#### 4 ADJUSTABLE SURFACES

Table illustrated with the lazy susan option.



FLEX4TSN / FLEX4TBL



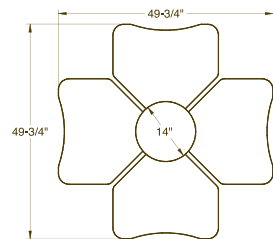
Separate curved surfaces 26" wide, each with an adjustment mechanism ranging from 27" to 37" high

#### 4 ADJUSTABLE SURFACES

Table illustrated with the lazy susan option.



FLEX4XSN / FLEX4XBL



Separate curved surfaces 24.5" wide, each with an adjustment mechanism ranging from 27" to 37" high

#### BASIC FEATURES

##### SURFACES

- 1" thick high-pressure laminate
- Heat-sealed 2 mm PVC edges
- Adjustable tops from 27"h to 37"h

##### BASES

- Designed to offer maximum clearance
- Integrated non-marking white nylon levellers and casters

#### FINISH

##### METAL FINISH

- Satin nickel - SN
- Black - BL

##### SURFACE FINISH

- High-pressure laminate available in all finishes listed in the Logilife chart

##### LINOLEUM

- Linoleum surfaces available upon request.
- Consult the customer service for more information.

#### OPTIONS



Lazy Susan  
PC12 PC14



Sliding Action  
AP



Straight Front  
ST

## TABLES

### ALL-PURPOSE TABLES

ILLUSTRATED IN CLASSIC MAPLE



## TABLES

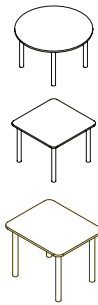
### ALL-PURPOSE TABLES

#### TUBULAR LEGS

2-1/2" metal tubular legs



IFN



36TR  
42TR

36TCA  
42TCA

2430TA  
3036TA  
3648TA  
3654TA

#### OVAL LEGS

Oval metal legs



OVA



36TR  
42TR

36TCA  
42TCA

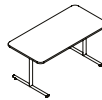
2430TA  
3036TA  
3648TA  
3654TA

#### T-BASE

1-1/2" tubular metal base



STA2



2436TA  
2442TA  
2448TA  
2454TA  
2460TA

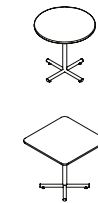
3048TA  
3054TA  
3060TA  
3066TA  
3072TA

#### CENTRAL BASE – FIXED

1-1/2" tubular metal X-shaped base



STA4



24TR  
30TR  
36TR

24TCA  
30TCA  
36TCA

#### CENTRAL BASE – ADJUSTABLE HEIGHT

3" tubular metal X-shaped base

Pneumatic height adjustment mechanism ranging from 28" to 36"



BPX



42ARC

38TR  
42TR

38TCA  
42TCA

#### OPTION – For BPX base only



Flip-Top Mechanism

#### FINISH

##### METAL FINISH

- Satin nickel

##### SURFACE FINISH

- Thermally fused or high-pressure laminate available in all finishes listed in the Logilife chart

## TABLES

### OCCASIONAL TABLES

ILLUSTRATED IN CLASSIC CHOCOLATE,  
TOBACCO, DRIFTWOOD, AND CLASSIC MAPLE





## TABLES

## OCCASIONAL TABLES

## COFFEE TABLES

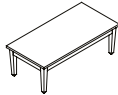
16" high  
Thermally fused or high-pressure laminate surface  
Tapered wooden legs and 2" wooden apron  
Non-marking nylon feet



WL16



24TR  
30TR  
36TR



2436T  
2448T



2436EL  
2448EL

## COFFEE TABLES

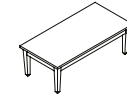
16" high  
Thermally fused or high-pressure laminate surface  
Curved wooden legs and 2" wooden apron  
Non-marking nylon feet



WLG16



24TR  
30TR  
36TR



2436T  
2448T



2436EL  
2448EL

## SIDE TABLES

22" high  
Thermally fused or high-pressure laminate surface  
Tapered wooden legs and 2" wooden apron  
Non-marking nylon feet



WL22



24TR



20TC  
24TC



1620T  
2024T

## SIDE TABLES

22" high  
Thermally fused or high-pressure laminate surface  
Curved wooden legs and 2" wooden apron  
Non-marking nylon feet



WLG22



24TR



20TC  
24TC



1620T  
2024T

## SOFA TABLES

30" high  
Thermally fused or high-pressure laminate surface  
Tapered wooden legs and 2" wooden apron  
Non-marking nylon feet



WL30



1436T  
1448T  
1460T

## SOFA TABLES

30" high  
Thermally fused or high-pressure laminate surface  
Curved wooden legs and 2" wooden apron  
Non-marking nylon feet



WLG30



1436T  
1448T  
1460T

## TABLES

### OVERBED TABLE



Logilife overbed tables have an ergonomic design adapted to health care environments:

- Overbed table is height-adjustable between 29" and 43"
- Non-marking casters rotate 360 degrees
- Rectangular ABS plastic surface has antibacterial properties
- U-shaped base.



# SEATING



MILAN-VOLT-SEDIA-C001

**SEATING**  
**HOSTA**

**ESPRESSO WOOD STAIN AND WHISPER BONE  
ANTIMICROBIAL VINYL**



# SEATING HOSTA

## PATIENT



RES



RESR

- Fixed or reclining back
- Wooden and metal frame for durability
- Upholstered seat with metal springs for longevity
- Upholstered back with lumbar support
- Space between seat and back for easy cleaning
- Wall-saver leg design to prevent premature wear
- Non-marking nylon glides

## GUEST



VIS1

## BARIATRIC



BAR - Load capacity: 750 lb.

- With or without center armrests
- Wooden and metal frame for durability
- Upholstered seat with metal springs for longevity
- Upholstered back with lumbar support
- Space between seat and back for easy cleaning
- Wall-saver leg design to prevent premature wear
- Non-marking nylon glides

## TANDEM SEATING



VIS2A



VIS3A

- With or without center armrests
- Wooden and metal frame for durability
- Upholstered seat with metal springs for longevity
- Upholstered back with lumbar support
- Space between seat and back for easy cleaning
- Wall-saver leg design to prevent premature wear
- Non-marking nylon glides

## GENERAL PURPOSE



SAM

NEW PRODUCT

- Wooden and metal frame
- Space between seat and back for easy cleaning
- Wall-saver leg design to prevent premature wear
- Non-marking nylon glides

## FINISH

### WOODSTAIN

- Wood available in all colors listed in the Logilife chart

### UPHOLSTERY

- Different upholstery materials can be specify in any combination.
- Consult our price list for more information.

## OPTION – For patient armchairs only



Head Cover



Polyurethane  
Armrests

## SEATING

### MIKA

ILLUSTRATED IN SATIN NICKEL  
AND WHISPER BONE ANTIMICROBIAL VINYL



# SIÈGES

## MIKA

### PATIENT



RES



RESR

- Fixed or reclining back
- Metal frame for durability
- Easy clean black polyurethane arms
- Upholstered seat with metal springs for longevity
- Upholstered back with lumbar support
- Space between seat and back for easy cleaning
- Wall-saver leg design to prevent premature wear
- White nylon levelers on front leg and non-marking nylon glides on the back legs

### GUEST



VIS1

### BARIATRIC



BAR - Load capacity: 750 lb.

- Metal frame for durability
- Easy clean black polyurethane arms
- Upholstered seat with metal springs for longevity
- Upholstered back with lumbar support
- Space between seat and back for easy cleaning
- Wall-saver leg design to prevent premature wear
- White nylon levelers on front leg and non-marking nylon glides on the back legs

### TANDEM SEATING



VIS2A



VIS3A

- With or without center armrests
- Metal frame for durability
- Easy clean black polyurethane arms
- Upholstered seat with metal springs for longevity
- Upholstered back with lumbar support
- Space between seat and back for easy cleaning
- Wall-saver leg design to prevent premature wear
- White nylon levelers on front leg and non-marking nylon glides on the back legs

### GENERAL PURPOSE



SAM

- Metal frame for durability
- Easy clean black polyurethane arms
- Space between seat and back for easy cleaning
- Wall-saver leg design to prevent premature wear
- Non-marking nylon glides

### OPTION – For patient armchairs only



Head Cover

### FINISH

#### METAL FINISH

- Satin nickel

#### UPHOLSTERY

- Different upholstery materials can be specify in any combination.
- Consult our price list for more information.

**LOUNGE  
SEATING**



FLINT-C004



**SEATING  
LOUNGE**

ILLUSTRATED IN SATIN NICKEL  
AND WHISPER ESPRESSO ANTIMICROBIAL VINYL



## SEATING LOUNGE

### TAYLOR



TAY1



TAY2



TAY3

- Upholstered seat and back with multi-density foam
- Elastic strap on seat
- 6"H oval metal legs with levellers

### DEAN



DEA1



DEA2



DEA3

- Upholstered seat and back with multi-density foam
- Springs for the seat and back
- Non-marking nylon glides

### DEAN



DEA1-OVAM



DEA2-OVAM



DEA3-OVAM

- Upholstered seat and back with multi-density foam
- Springs for the seat and back
- 4"H oval metal legs with levellers

### FINISHES

#### METAL FINISH

- Satin Nickel

#### UPHOLSTERY

- Different upholstery materials can be specify in any combination.
- Consult our price list for more information.

## SEATING OPTIONAL CLEANING SPACE

ILLUSTRATED IN WHISPER ELEPHANT  
ANTOMICROBIAL VINYL



Logilife's seats come with a vinyl moisture barrier and aerators that cover, and protect the underside of the seat. This easy to clean surface protects the chair from liquids and allows air circulation to the cushion.

To prolong Logilife's seats longevity, an optional clearance space between the backrest and seat cushion can be specified to facilitate cleaning and maintenance.





MILAN-VOLT-C001

As our product line is constantly evolving and expanding, we recommend that you visit [logiflex.ca](https://logiflex.ca) for updates.  
*En raison de l'évolution constante des lignes de produits, Logiflex vous encourage à consulter les mises à jour au [logiflex.ca](https://logiflex.ca).*

logiflex

1235 St-Roch N., Sherbrooke QC J1N 0H2 Canada  
T : 1.877.864.9323 | F : 1.800.474.7830 | [logiflex.ca](https://logiflex.ca)



July 2023